

**Care Management
PCMH Committee
Person-Centered Medical Home
Program Update
April 8, 2026**



PCMH Program Status

As of March 31, 2026

PCMH Program Participants		Sites		Providers	
2/28/26	3/31/26	2/28/26	3/31/26	2/28/26	3/31/26
127	124	562	555	2,564	2,553

103
PCMH
Approved
Practices

NCQA
Sustained Recognition

9
Glide Path
Practices

Working Towards
NCQA Recognition

0
Glide Path
Renewal
Practices

Working towards
NCQA Renewal
Recognition

16
PCMH
Accredited
Practices

Includes FQHCs

Note: 4 Practices have sites in both PCMH & Glide Path Programs

PCMH Approved Practices

PCMH Approved Practices

2/28/26

103

3/31/26

103

New Approved Practices: 0
Completed Glide Path: +1
Moved to Glide Path Renewal: 0
Practices Termed: -1

PCMH Approved Sites

2/28/26

405

3/31/26

403

New Approved Sites: +3
Completed Glide Path: +2
Completed Glide Path Renewal: 0
Sites Termed: -7

PCMH Approved Providers

2/28/26

1,904

3/31/26

1,911

Completed Glide Path: +5
Completed Glide Path Renewal: 0
Providers Added: +9
Providers Termed: -7

PCMH Adult & Pediatric Practices

103 PCMH Approved Practices

403
PCMH Approved Sites

32 Internal
Medicine
PCMH
Practices
with **167** Sites

23 Family
Medicine
PCMH
Practices
with **117** Sites

66 Pediatric
PCMH
Practices
with **118** Sites

1 Geriatric
PCMH
Practice
with **1** Site

This data reflects current information through March 31, 2026

*Note: 8 Practices have sites in 3 of the 4 categories & 3 Practices have sites in 2 of the 4 categories.
Sites are counted once.*

PCMH Glide Path Practices

Glide Path Practices

2/28/26

13

3/31/26

9

New Practices: 0

Completed Glide Path: -2

Practices Termed: -2

Glide Path Renewal (GPR) Practices

2/28/26

0

3/31/26

0

Completed GPR: 0

Moved to GPR: 0

Glide Path Sites

2/28/26

16

3/31/26

11

New Practice Sites: 0

Completed Glide Path: -2

Sites Termed: -3

Glide Path Providers

2/28/26

48

3/31/26

28

New Providers: 0

Completed Glide Path: -5

Providers Added: 0

Providers Termed: -15

0 Sites

0 Providers

Sites Completed GPR: 0

Sites Moved to GPR: 0

Providers Completed GPR: 0

Providers Moved to GPR: 0

PCMH Accredited Program Participants

Federally Qualified Health Centers (FQHCs) and FQHC look-alikes are program participants*

PCMH Accredited Participants

2/28/26

16

3/31/26

16

No Change

PCMH Accredited Sites

2/28/26

141

3/31/26

141

Sites Added: 0

Sites Terminated: 0

PCMH Accredited Providers

2/28/26

612

3/31/26

614

Providers Added: +2

Providers Terminated: 0

*Federally Qualified Health Centers (FQHCs) and FQHC look-alikes are PCMH program participants if they are pursuing and/or have obtained the Joint Commission Ambulatory Care accreditation with Primary Care Medical Home certification as well as NCQA recognition.

PCMH CY2026 Program Recruitment

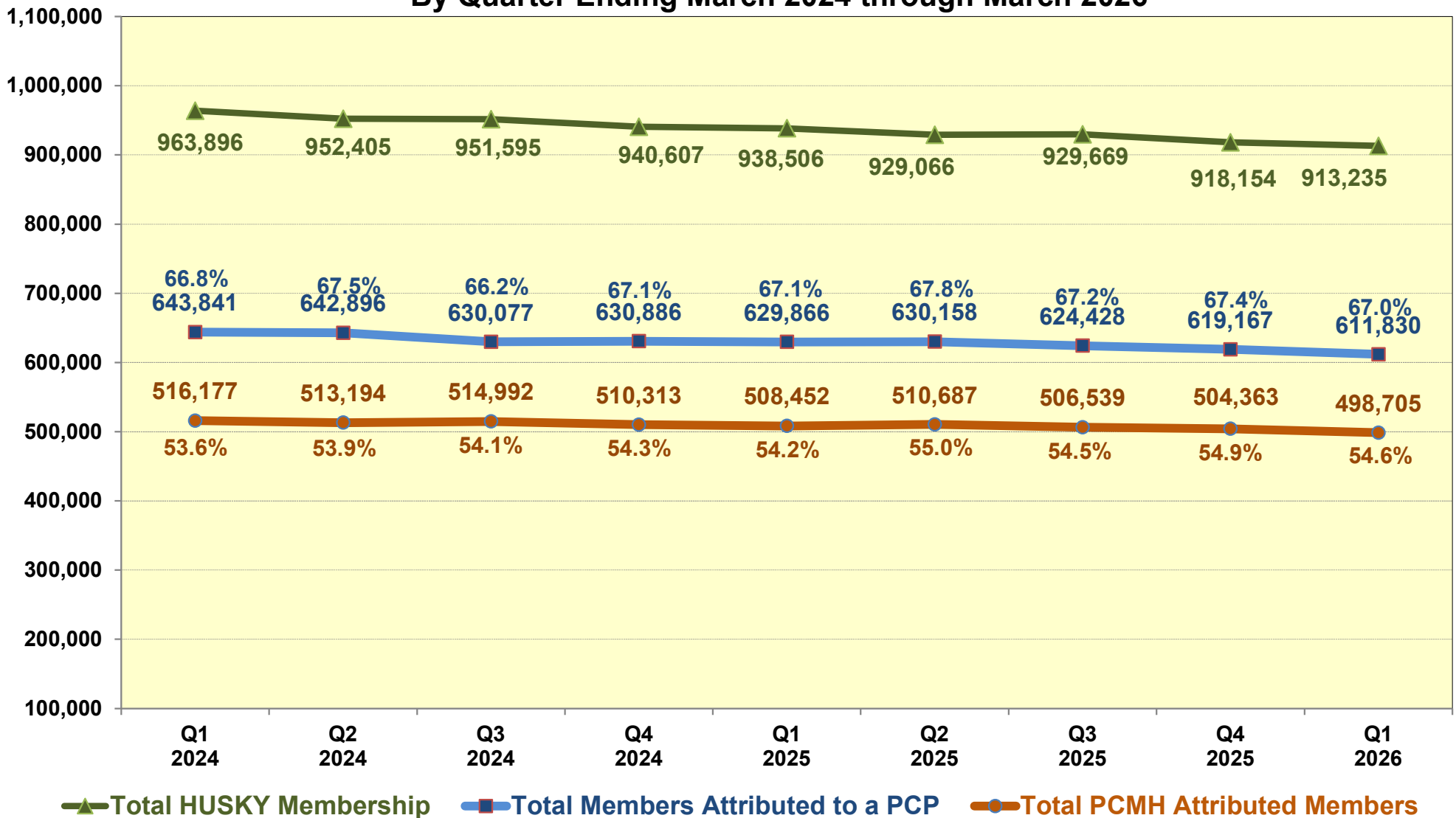
Recruitment as of March 31, 2026

- **7 New Practice Sites**
 - 2 New Practice Sites
 - 5 New Sites from Current PCMH Practices

- **4 Providers**
 - 2 From New Practice Sites
 - 2 From New Sites from Current PCMH Practices

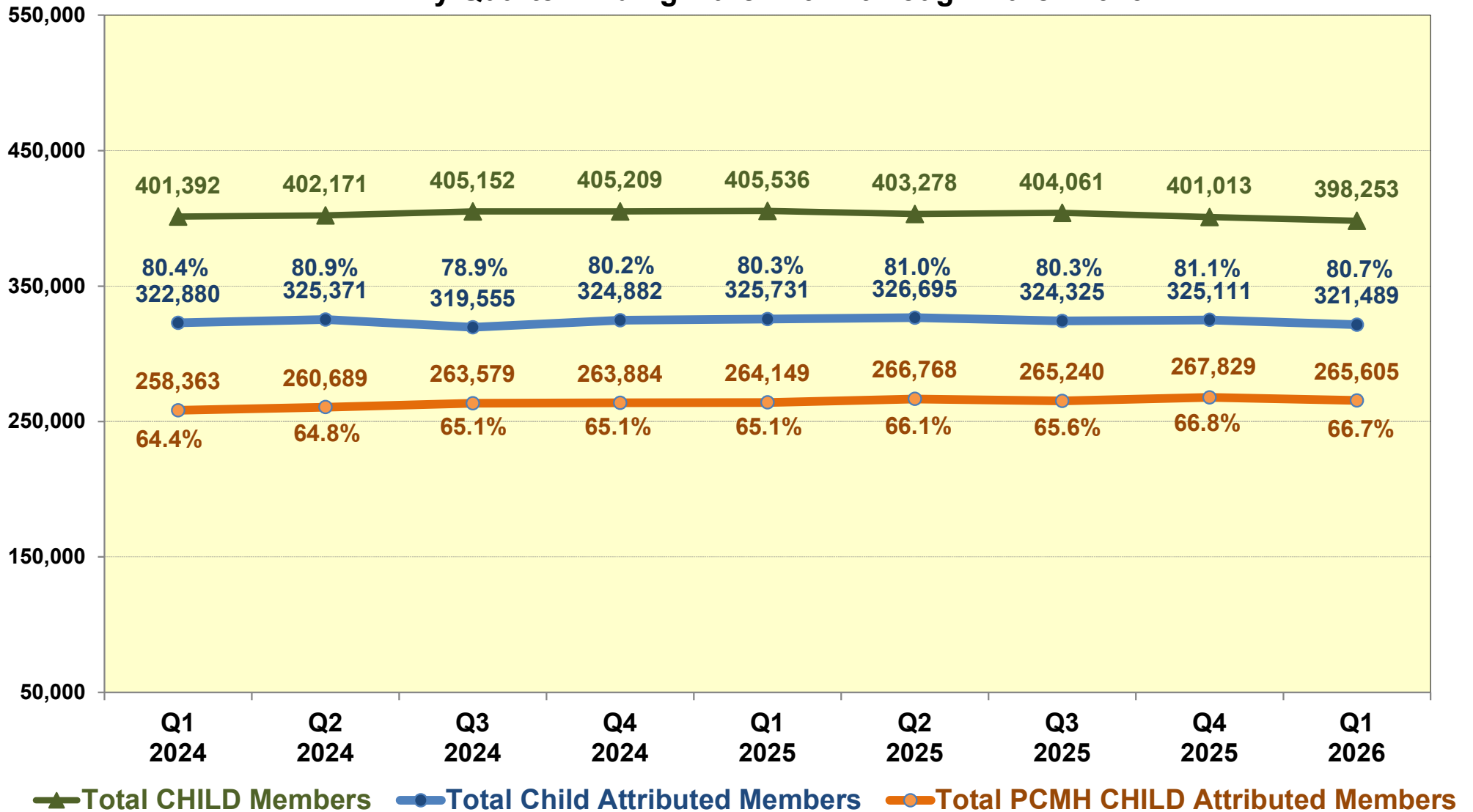
PCMH Program Member Attribution

Summary of Total HUSKY Membership, Total Members Attributed to a PCP and Total PCMH Attributed Members
By Quarter Ending March 2024 through March 2026



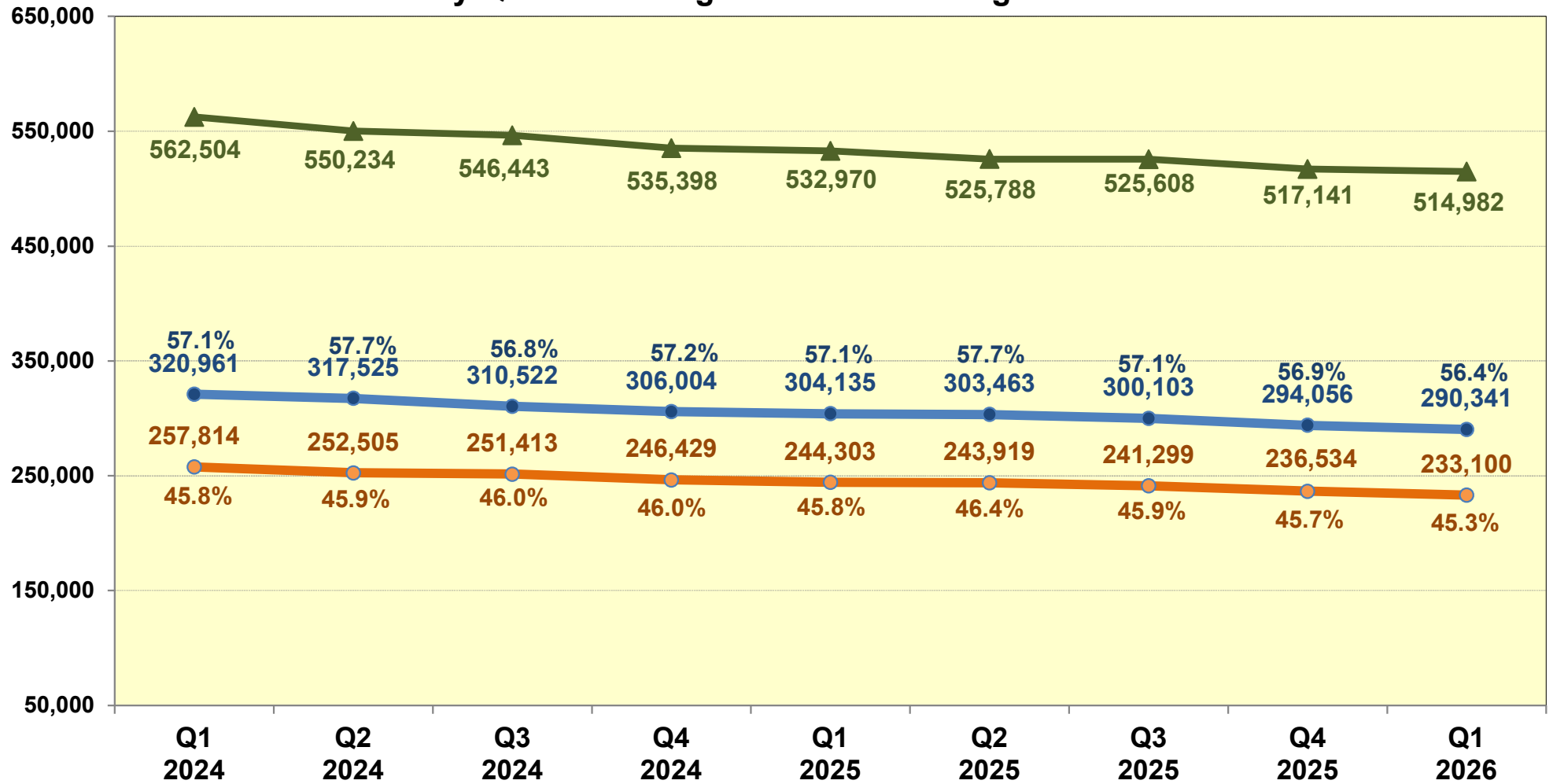
PCMH Program CHILD Member Attribution

Comparison of Total CHILD Members, Total CHILD Attributed Members,
and Total PCMH CHILD Attributed Members
By Quarter Ending March 2024 through March 2026



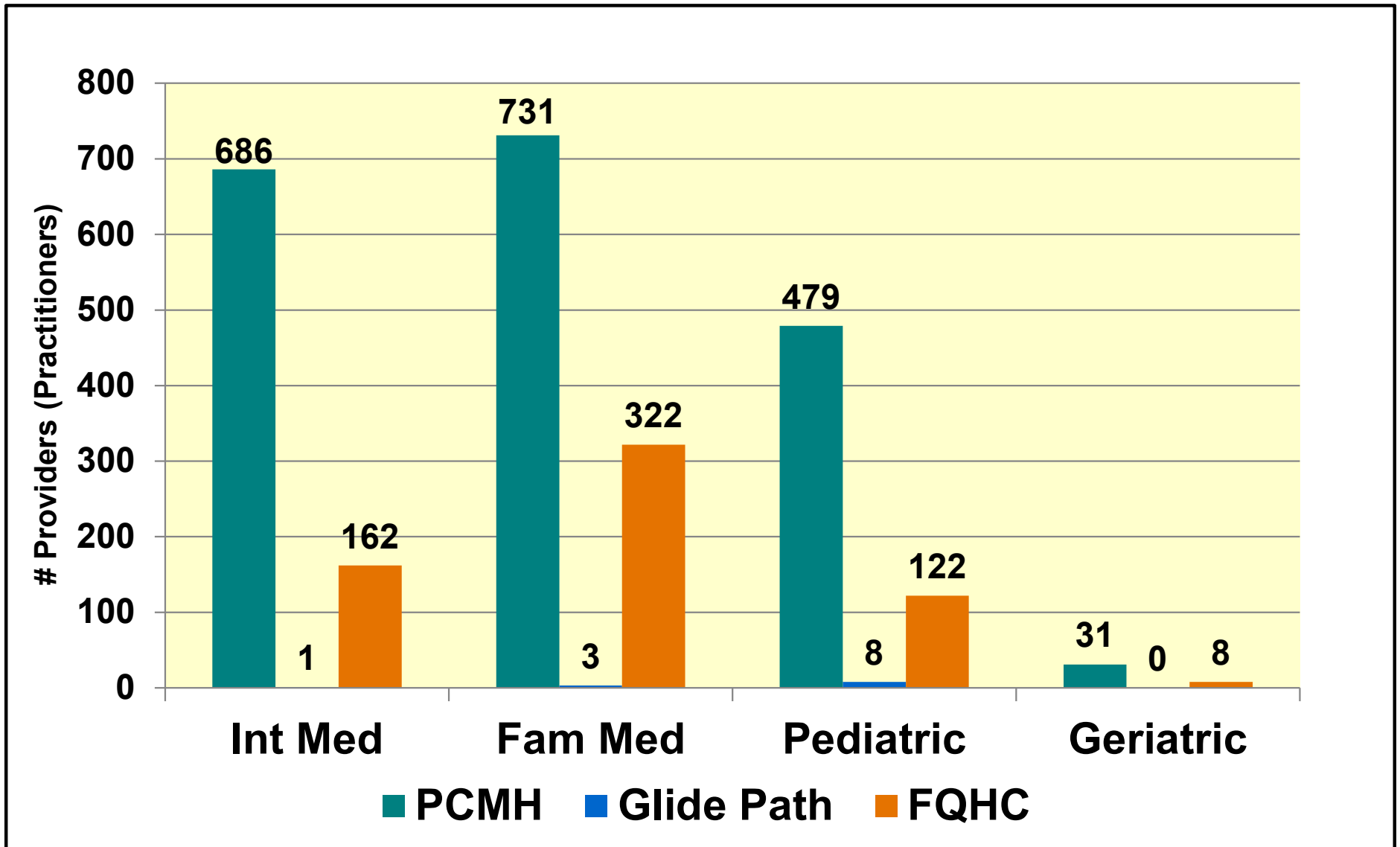
PCMH Program ADULT Member Attribution

Comparison of Total ADULT Members, Total ADULT Attributed Members, and Total PCMH ADULT Attributed Members
By Quarter Ending March 2024 through March 2026

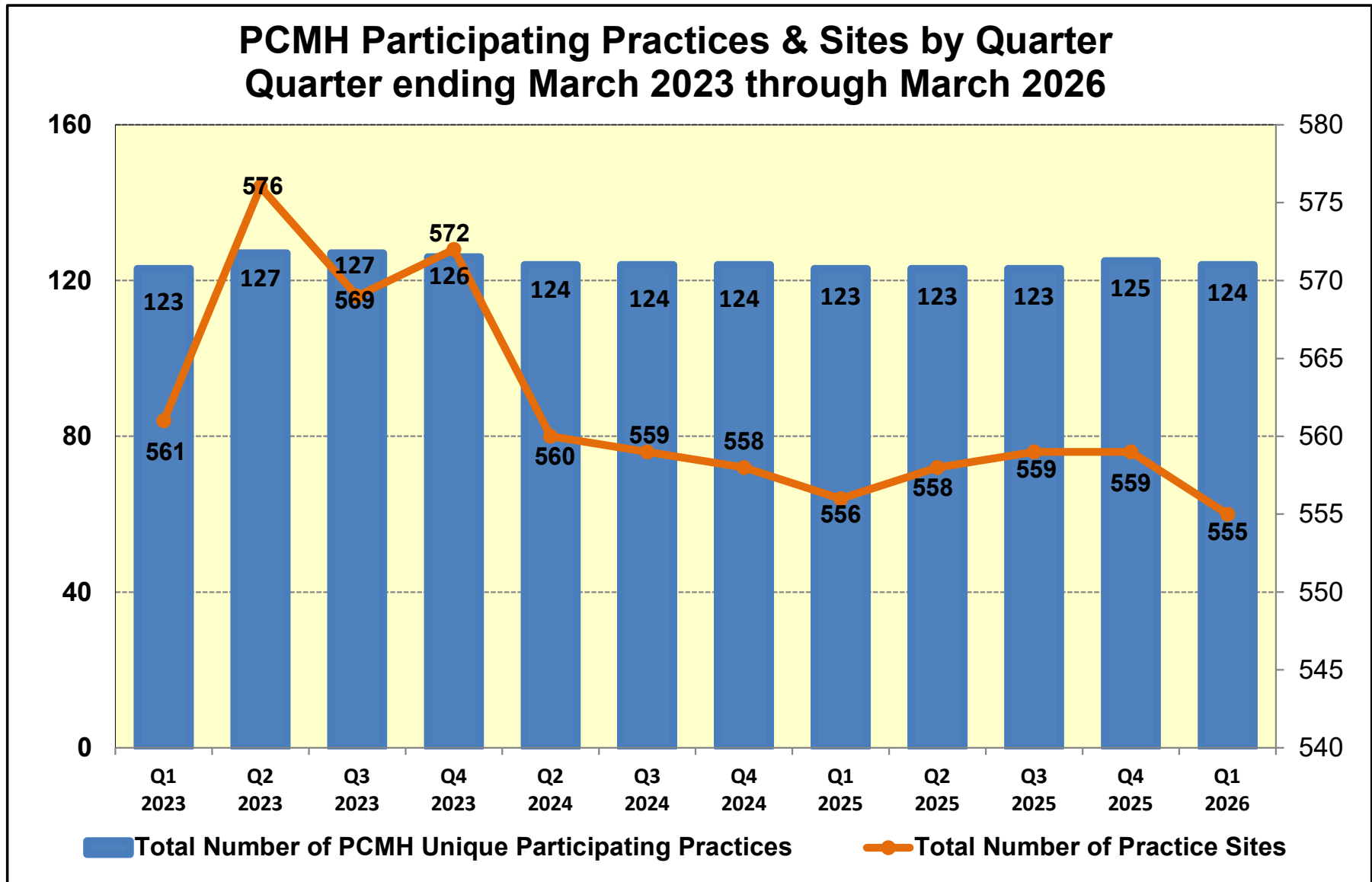


▲ Total ADULT Members
 ● Total Adult Attributed Members
 ● Total PCMH ADULT Attributed Members

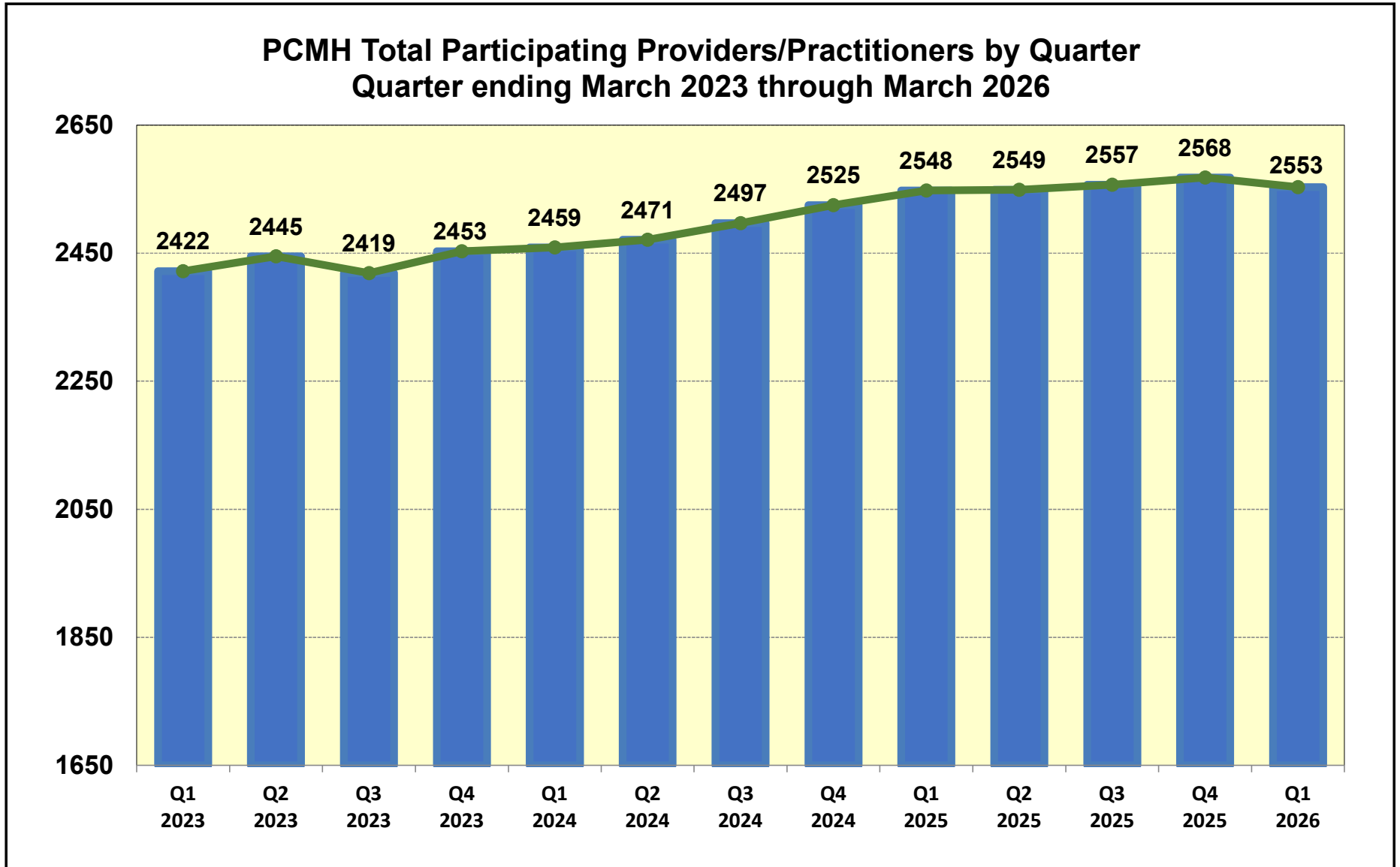
Provider Specialty by PCMH Program Participation as of March 31, 2026



PCMH Program Trends-Practices & Sites



PCMH Program Trends - Providers



CPTS Practice QI Engagement

■ Measurement year (MY) 2025 QI Activity Summary¹

	PCMH	Glide Path	FQHC	TOTAL
Contacted Practices	93	7	15	115
Engaged Practices	81	7	15	103
Engagement Rate	87%	100%	100%	90%

■ Measurement year (MY) 2024 Final Results

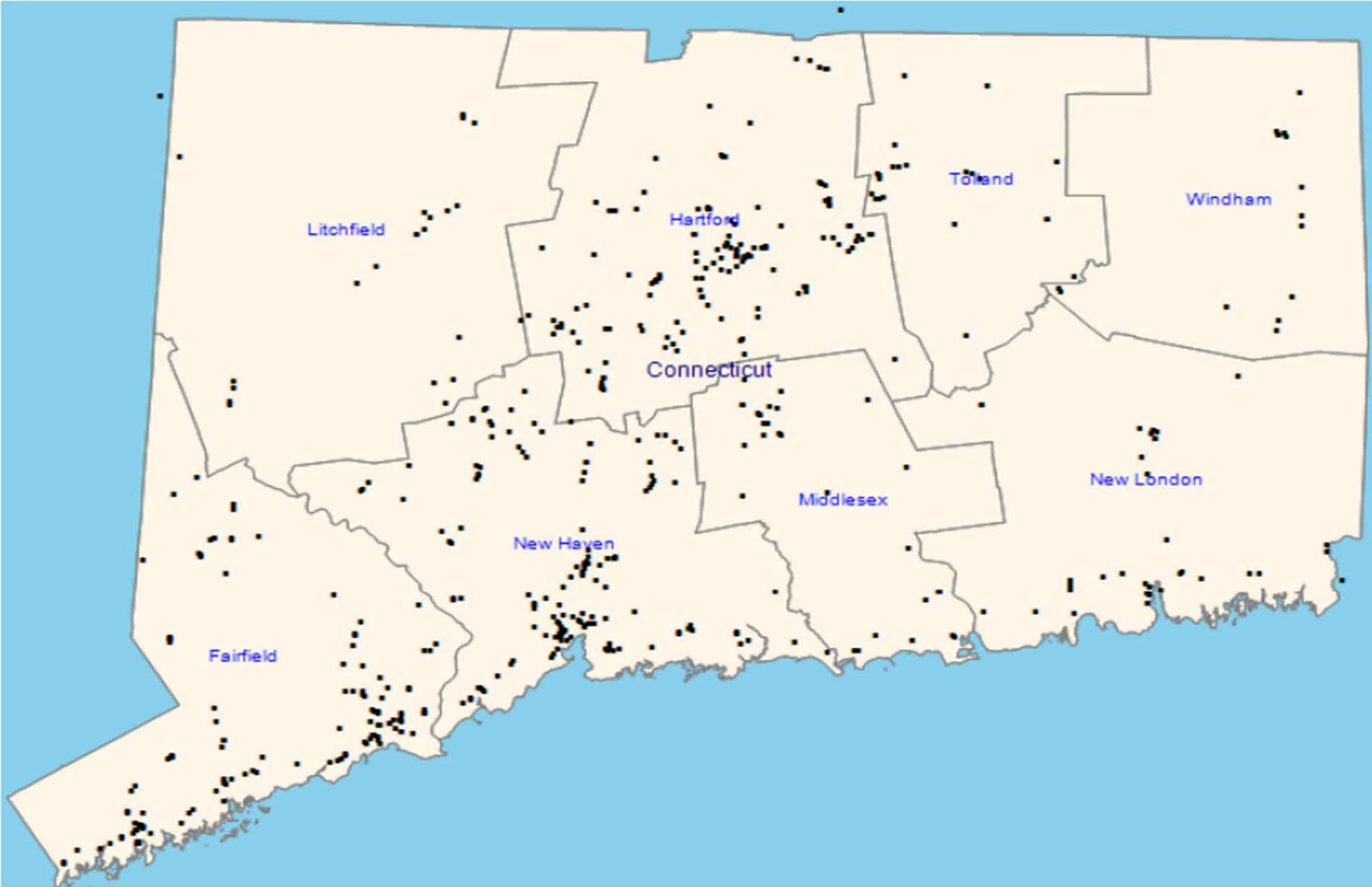
- 91 engaged PCMH practices (increase of 22 practices from 2023)
- Improved 37 different measures
- Overall, a 3% - 57.5% net rate increase was demonstrated

¹ Results reflect Q.I. activity from January 1, 2025, to December 31, 2025.



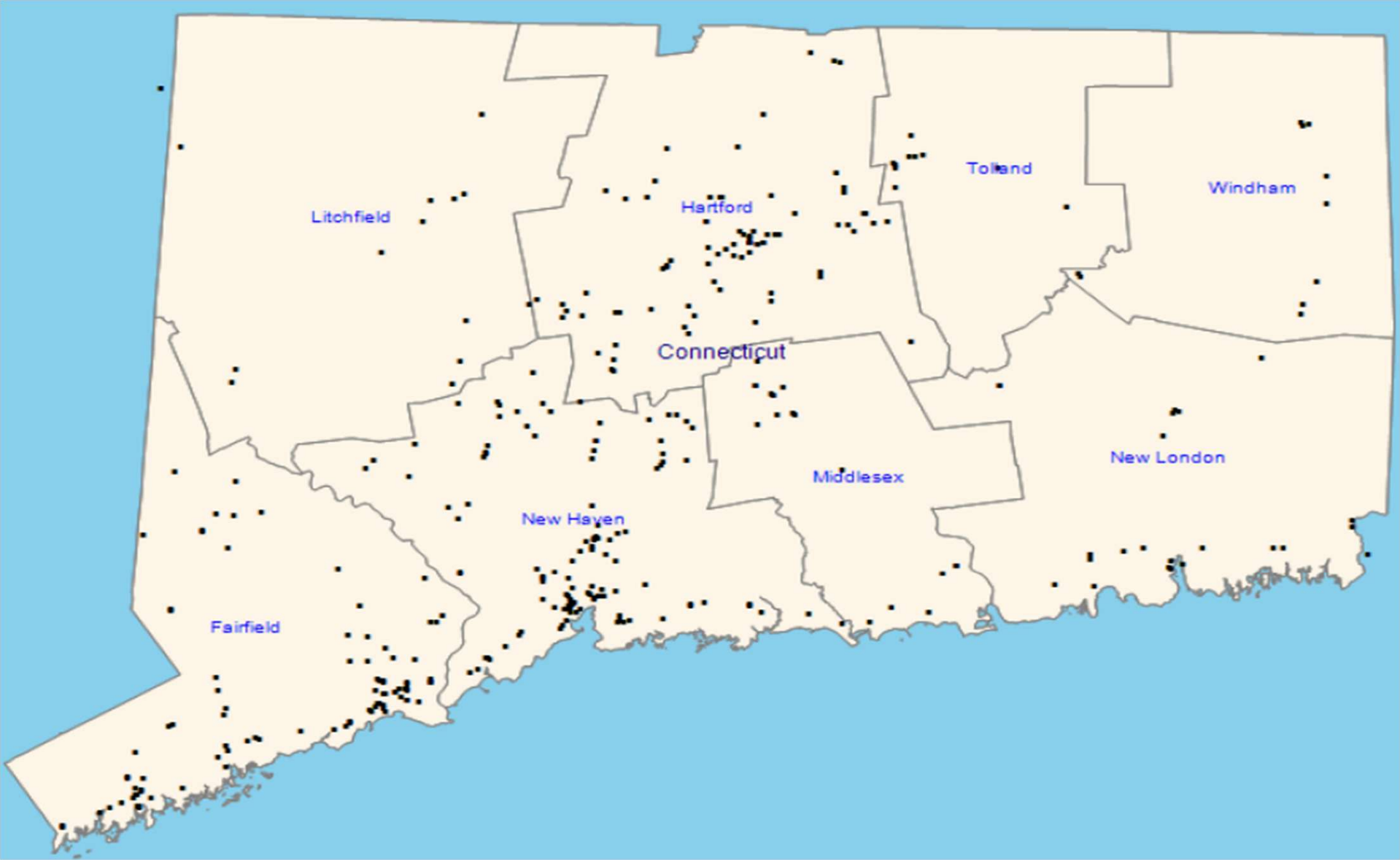
PCMH Practice Site Locations

All PCMH Program Practice Site Locations



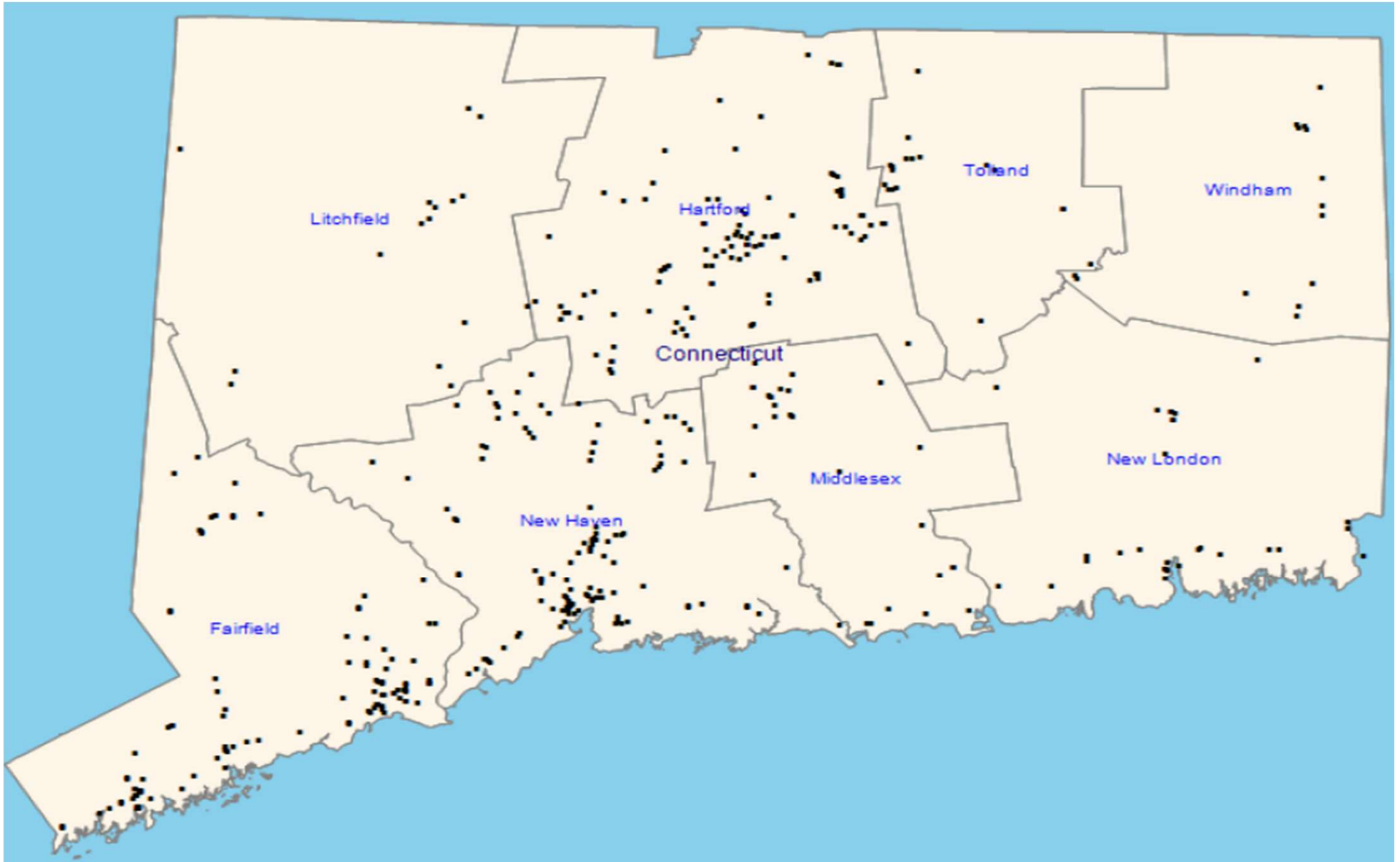
Note: Data is as of March 31, 2026. Maps are updated Quarterly

Internal Medicine PCMH Program Practice Site Locations



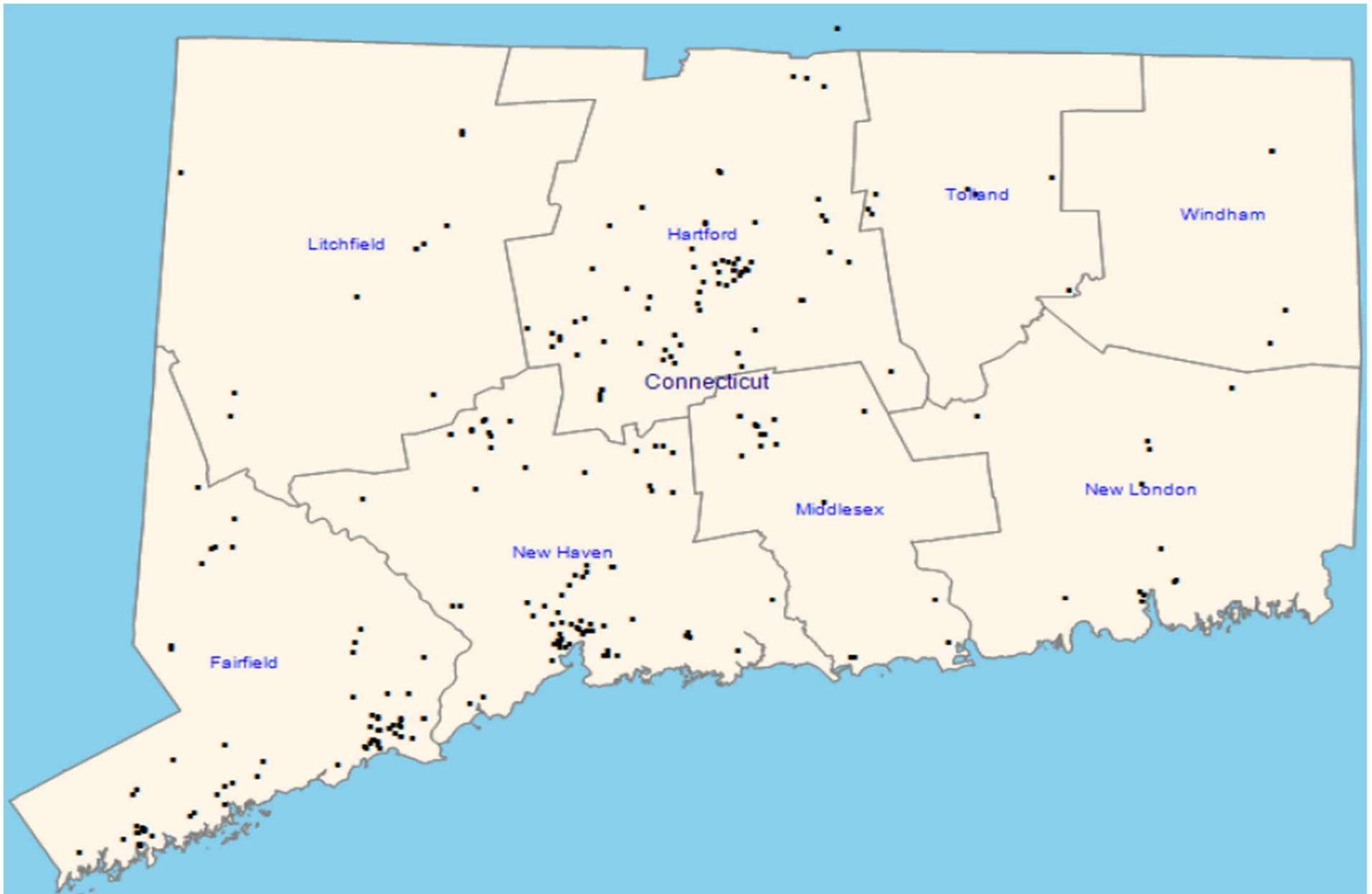
Note: Data is as of March 31, 2026

Family Practice PCMH Program Practice Site Locations



Note: Data is as of March 31, 2026

Pediatric PCMH Program Practice Site Locations



Note: Data is as of March 31, 2026